



*Home Renovation Roadmaps to Address Energy Poverty
in Vulnerable Rural Districts*

RENOVERTY

PRACTICAL IMPLEMENTATION OF RENOVATION ACTIONS VIA ENERGY COMMUNITIES

Raquel Rodríguez

ECOSERVEIS



Co-funded by the European Union under project ID101077272. Views and opinions expressed are however those of the author(s) only and do not necessarily reflect those of the European Union or CINEA. Neither the European Union nor the granting authority can be held responsible for them.

RENOVERTY (LIFE PROGRAMME 2022-2025)



Aim of the project : Design a scalable series of **renovation roadmaps** with operating models **for rural areas** across Europe.

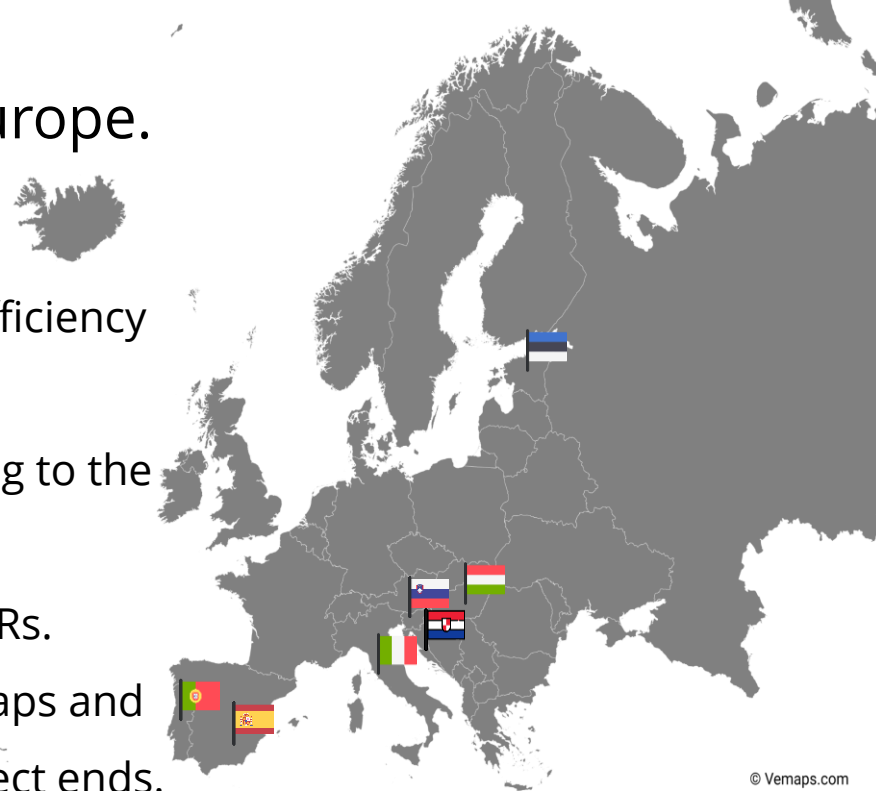
Objectives:

1) Promote the renovation of rural vulnerable districts to increase the energy efficiency of 17 vulnerable rural areas across 7 regions:

- Provide household **Renovation Energy Efficiency Roadmaps (REERs)** according to the characteristics of the household and regions.
- **Partnering and supporting actors** in the building and implementation of REERs.
- Deliver **a scalable operating model**, to support the replicability of the roadmaps and guide other public actors to renovate rural vulnerable districts after the project ends.

2) Empower all public and non-public actors in rural areas in becoming involved in the process of renovating vulnerable districts/buildings by:

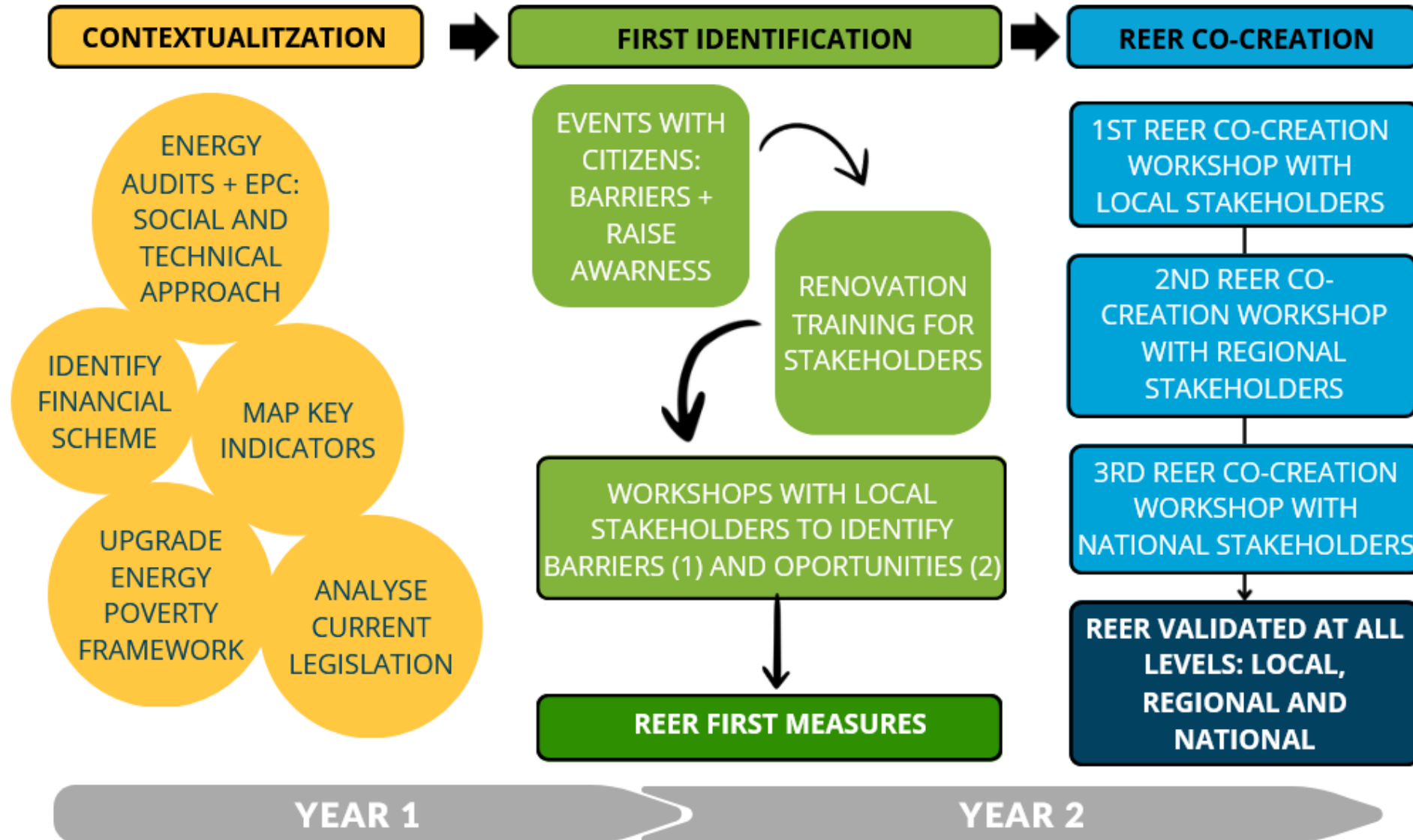
- Identify barriers and co-designing activities with the **collaboration of private and public sectors**.
- Develop several **tools and resources** to enable knowledge on applying a successful integration to build the roadmap.



REER Co-creation process



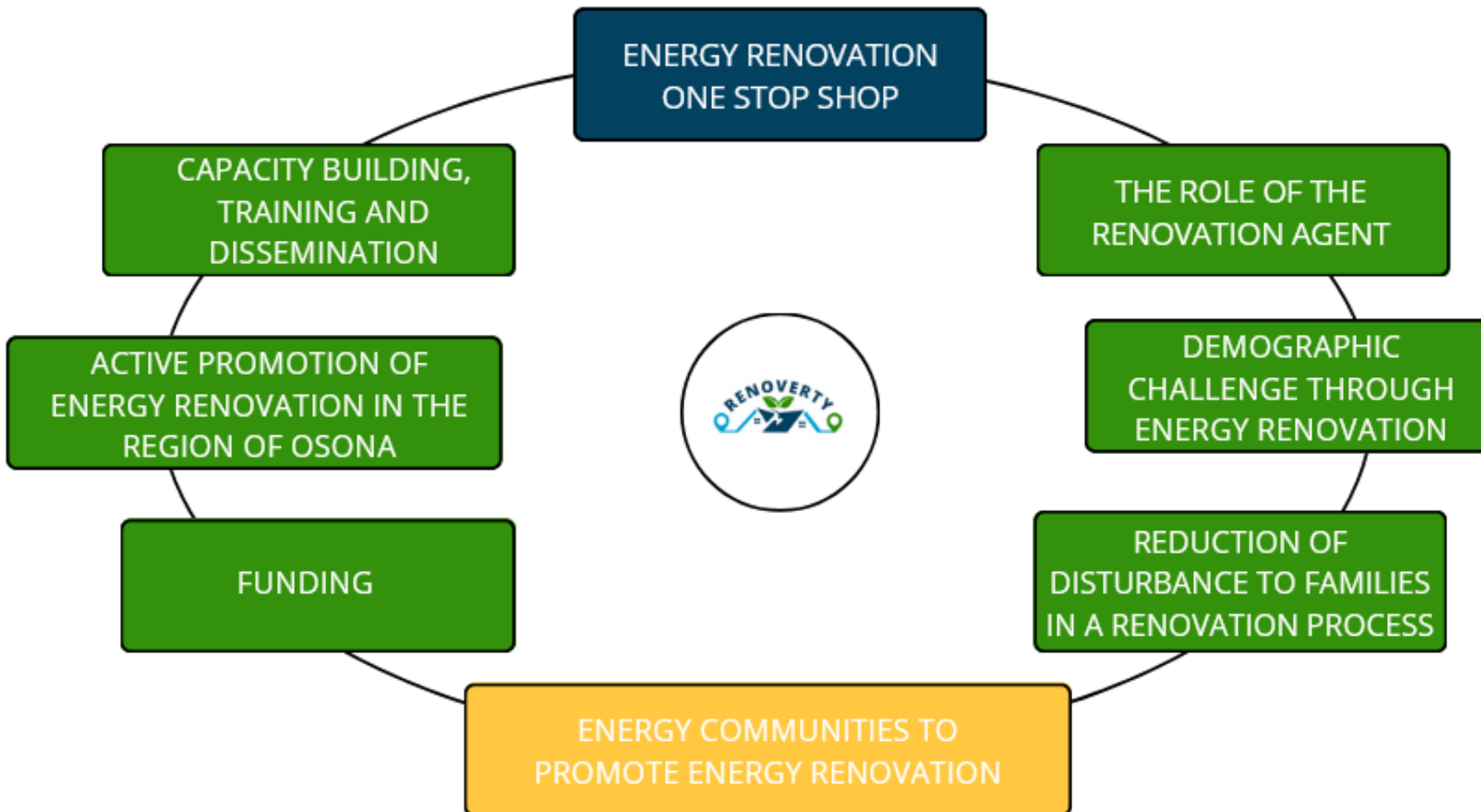
How to design the REER? From the theory to a practical implementation:



Measures included in the REER



CATEGORIES OF MESURES INCLUDED IN THE REER (VULNERABLE AND RURAL APPROACH)



The role of Energy Communities



Measure 1 - Community dissemination for energy renovation:

- The action focuses on using energy communities as loudspeakers to **disseminate key information about energy renovation to citizens**, considering both rural and urban environments and inclusivity.
- The will also could **distribute of educational materials** developed by the County OSS or **develop their own materials**.
- This approach makes it possible to reach a wider audience as the EC will use **their own community spaces and events to distribute these materials directly**.

Measure 2 - Citizen support and advisory services:

- The action involves **training energy agents within energy communities** that they be able to **offer energy advise and guide citizens in energy renovation projects**.
- The CE would be a kind of “municipal OSS”, connected to the county OSS, from where advice and information could be offered to the members of the energy community, and it will be a **close and reliable support throughout the renovation process**.

The role of Energy Communities



Measure 3 - Aggregate purchases of energy resources and services:

- **EC Members** could join together to **jointly acquire products or services** (include heat pumps, aerothermia systems, biomass, windows, energy audits service...) , thereby achieving better conditions and more competitive prices. This **encourages the participation** of EC members who, individually, might have hesitated **to take the step towards energy renovation**. The EC could:
 - **Receive and group applications** of the EC members.
 - **Selection of suppliers and coordination** of the purchase.

Measure 4 - Community financial mechanisms for energy renovation:

- **Establish effective financial mechanisms that facilitate energy renovation for EC members**. This action will be carried out in two phases:
 - **Development of banking products** – The EC will negotiate with banking entities to obtain favorable conditions and establish agreements that allow the EC to act as a financial intermediary.
 - **Creation of leasing mechanisms** - The EC will acquire part of the facilities with the available subsidies aimed at this type of entity, in order to implement a leasing system for EC members.

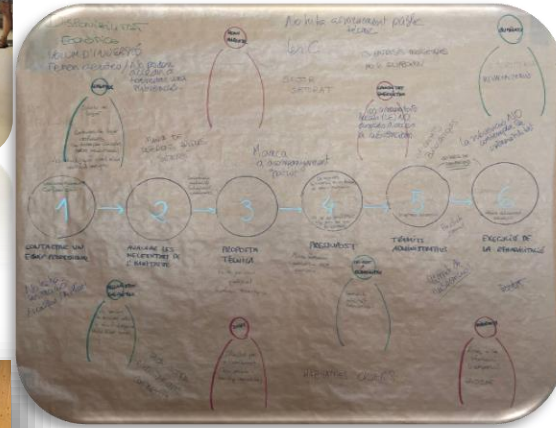
REER Co-creation process

Lessons learned during the REER co-creation process:

- Put **citizenship at the center** as a basis for identifying barriers.
- Focus on the **rural and vulnerable approach**.
- Build the **roadmap from the bottom up**, with the **people/stakeholders** who will help to implement it.
- The **renovation challenge is not technological**; the barriers are before being able to renovate.


What's next? Next's steps to ensure implementation!

- Selection of **4 measures to be implemented in YEAR 3**.
- Get funding to **renovate 35 vulnerable households**.
- **Link the REER to existing regional development documents and to the Local Development Strategies** of the Local Action Groups (LAGs).





Home Renovation Roadmaps to Address Energy Poverty in Vulnerable Rural Districts



Co-funded by the European Union under project ID101077272. Views and opinions expressed are however those of the author(s) only and do not necessarily reflect those of the European Union or CINEA. Neither the European Union nor the granting authority can be held responsible for them.